

EDITORS

Radovan Černý

Laboratory of Crystallography, University of Geneva,
24, quai Ernest Ansermet, CH-1211 Geneva, Switzerland,
Radovan.Cerny@unige.ch

Jaroslav Fiala

West Bohemian University, New Technologies - Research
Center, Univerzitní 8, 306 14 Plzeň,
Czech Republic, fialaj@kmm.zcu.cz

Jindřich Hašek

Inst. of Macromolecular Chemistry, Acad. of Sci. of Czech
Republic, Heyrovského nám. 2, 162 06 Praha 6,
Czech Republic, hasek@imc.cas.cz

Jiří Kulda

Institute Laue-Langevin, BF 156, 380 40 Grenoble, France,
kulda@ill.fr

Petr Mikulík

Faculty of Science, Masaryk University, Kotlářská 2,
611 37 Brno,
Czech Republic, mikulik@physics.muni.cz

Radomír Kužel *Editor-in-chief*

Faculty of Mathematics and Physics, Charles University,
Ke Karlovu 5, 121 16 Praha 2, Czech Republic,
kuzel@karlov.mff.cuni.cz

Ivana Kutá Smatanová

University of South Bohemia Ceske Budejovice, Zámek 136,
373 33 Nové Hradky, Czech Republic, ivanaks@seznam.cz

Vratislav Langer

School of Chemical Engineering, Chalmers University of
Technology, SE 412-96 Göteborg, Sweden
langer@chem.chalmers.se

David Rafaja

Technische Universität Bergakademie Freiberg, Institut für
Metallkunde, Gustav-Zeuner Strasse 5, 09599 Freiberg,
Germany, rafaja@ww.tu-freiberg.de


Bohdan Schneider

Institute of Organic Chemistry and Biochemistry, Academy of
Sciences of the Czech Republic, Flemingovo nám. 2,
166 10 Praha 6, Czech Republic
bohdan@img.cas.cz



STRUKTURA 2012

Klatovy
Hotel Centrál
11. - 14. 6. 2012



Annual meeting of the Czech and Slovak Association 2012 takes place in Klatovy, the most west point in history of these meetings. It is devoted to computational methods in structure analysis and largely to courses on software - for structure determination and refinement FOX and Jana, to real structure evaluation MSTRUCT and to semiautomatic search of ligands in protein structures. Three reviews included at the beginning of this issue are followed by the abstracts of 14 lecturers and 23 short contributions. Nearly 70 participants were registered at the time of the journal printing.

Electronic version of the journal can be found at <http://www.xray.cz/ms> together with the instructions for the authors.

R. Kužel

Published by the Czech and Slovak Crystallographic Association (CSCA). Typeset in Corel Ventura.

Technical editors: Ivana Kutá Smatanová, Radomír Kužel.

Printed by ARS Print, Svatoslavova 9, 140 00 Praha 4 - Nusle.

ISSN 1211 5894 (print), ISSN 1805-4382 (Online)

volume 19 (June 2012), no. 2

EMPYREAN

The world of X-ray diffraction
is no longer flat



The only XRD platform
that does it all

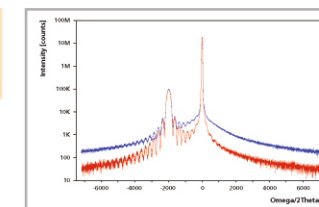
- Powders
- Thin films
- Nanomaterials
- Solid objects

The new Empyrean from PANalytical is truly innovative, with cutting-edge technology in every aspect. Empyrean brings the idea of the perfect XRD platform to life:

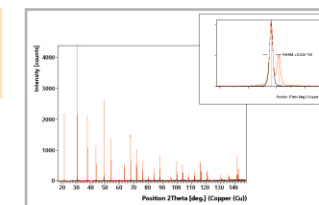
- The widest range of samples
- The highest data quality on every sample, no compromises
- Exceptional tube performance
- The highest performance goniometer
- 2nd generation PreFIX for optics and sample platforms
- PIXcel^{3D}: the only detector for 0D, 1D, 2D and even 3D applications
- Unmatched area detector dynamic range, linearity and resolution
- See inside your samples with the world's first 3D detector

Cutting-edge technology. Ultimate commitment.

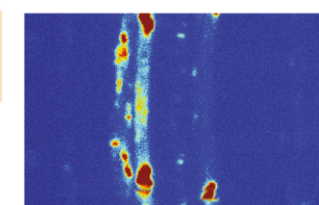
0D



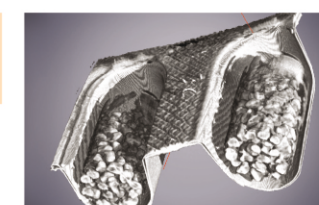
1D



2D



3D



PANalytical B.V.
P.O. Box 13
7600 AA Almelo
The Netherlands
T +31 546 534444
F +31 546 534598
info@panalytical.com
www.panalytical.com

The Analytical X-ray Company

